
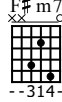
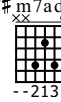
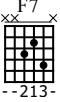
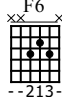
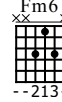
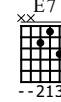
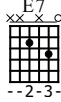
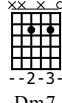
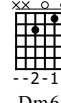
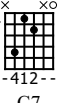
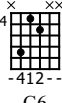
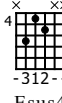

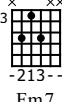
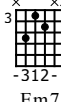
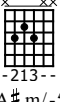

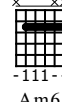
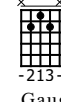
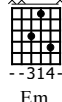
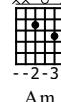
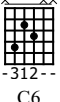
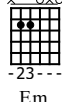
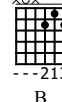
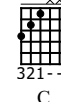


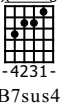
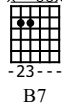










Prélude no 4 y Exit de Radiohead

Frédéric CHOPIN

transcripcion de Carlos Ramirez para 4 guitarras

| | | | | | | | |
|--|--|--|---|--|---|---|---|
|  Em --1--- |  F#m7 --314- |  F#m7add13 --213- |  F7 --213- |  F6 --213- |  Fm6 --213- |  E7 --213- |  E7 --2-3- |
|  E6 --2-3- |  Em/+5 --2-1- |  C/-5 -412-- |  C/-5 -412-- |  Cm/-5 -312-- |  D7 -213-- | | |
|  Dm7 -213-- |  Dm6 -312-- |  C7 -213-- |  C6 -211-- |  Esus4 -111-- |  B7 -213-- | | |
|  Fm7 --314- |  Em7 --2-3- |  A#m/-5 -312-- |  Em -23--- |  Am6 ---213 |  Gaug 321--- | | |
|  Em 211--- |  Am --231- |  C6 -4231- |  Em -23--- |  B -214-- |  C -32--- | | |
|  E -231-- |  C7 -12-1- |  B7sus4 -1314- |  B7 -1314- |  Em -23--- |  C --213- | | |

Utwór 1
Standard tuning

Utwór 2
Standard tuning

Utwór 3
Standard tuning

Electric Guitar
Standard tuning

Slowly $\text{♩} = 100$

Sheet music for 4 guitars (S-Gt and E-Gt) in 4/4 time, key of D major. The score includes treble clefs, a key signature of one sharp (F#), and a tempo marking of 'Slowly' with a quarter note equal to 100 beats per minute. The music features a melodic line in the S-Gt parts and a rhythmic accompaniment in the E-Gt part. Dynamics include *f* (forte) and *mf* (mezzo-forte). The E-Gt part consists of a steady eighth-note accompaniment.

Chord diagrams are provided for the first two measures of the piece, corresponding to the first two systems of the score.

Chords: F#m7, F#m7add13, F7, F6 Fm6, E7, E7 E6

3

S-Git

TAB 7 8 7 8 7 6

S-Git

TAB 0 1 0 1 0 3

S-Git

TAB 2 2 2 2 1 2 1 2 0 2 0 1

E-Git

TAB 5 5 5 5 4 4 4 4 4 4 4 4 3 3 3 3 3 3 3 3 2 2 2 2

Chords: Em/+5, C/-5, C/-5, Cm/-5, D7, D7

6

S-Git

TAB 5 7 5 7 5 7 5

S-Git

TAB 2 0 2 0 2 0 2

S-Git

TAB 0 0 0 2 3 2 3 2 0 2 3

E-Git

TAB 1 1 1 1 5 5 5 5 5 5 5 5 5 5 5 5 5 5 5 5 5 5

Dm7

Dm6

C7

C6

C6

Esus4

B7 C6

S-Gt
TAB

| | | | | | | | | | | |
|---|---|-----|---|---|----|---|---|----|---|----|
| 5 | 9 | (9) | 5 | 7 | 10 | 8 | 0 | 10 | 7 | 10 |
|---|---|-----|---|---|----|---|---|----|---|----|

S-Gt
TAB

| | | | | | | | | | | |
|---|---|-----|---|---|---|---|---|---|---|---|
| 2 | 1 | (1) | 2 | 0 | 3 | 1 | 2 | 2 | 4 | 2 |
|---|---|-----|---|---|---|---|---|---|---|---|

S-Gt
TAB

| | | | | | | | | | | | |
|---|---|---|---|---|---|---|---|---|---|---|---|
| 3 | 2 | 3 | 2 | 0 | 0 | 3 | 0 | 2 | 3 | 2 | 3 |
|---|---|---|---|---|---|---|---|---|---|---|---|

E-Gt
TAB

| | | | | | | | |
|---|---|---|---|---|---|---|---|
| 5 | 5 | 5 | 5 | 4 | 4 | 4 | 4 |
| 3 | 3 | 3 | 3 | 3 | 3 | 3 | 3 |

15

S-Gt

TAB

2 3 2

S-Gt

TAB

2 3 4 3 4 3 4 3 4 2 4 5 4

S-Gt

TAB

2 4 0 4

E-Gt

TAB

3 2 3 3

4 4 4 4

2 2

17

S-Gt

TAB

2 2 5-3 2

S-Gt

TAB

2 4 4 2 3 3 0 2 2 2 2 2

S-Gt

TAB

4 6 4 6 2 5 2-5-2 5

E-Gt

TAB

4 3 3 2 2 2 2

4 4 4 5 5

S-Git 19

TAB 2 0 3 3 3 2 2 2

This system shows the first three measures of a section for S-Git. The top staff contains a melody with a key signature of one sharp (F#) and a common time signature. The bottom staff contains the corresponding guitar tablature with fret numbers 2, 0, 3, 3, 3, 2, 2, and 2.

S-Git

TAB 2 2 2 3 3 3 2 5 4 4 4 4 4 2 4 4 4 2 3 4

This system shows the second three measures of a section for S-Git. The top staff contains a melody with a key signature of one sharp (F#) and a common time signature. The bottom staff contains the corresponding guitar tablature with fret numbers 2, 2, 2, 3, 3, 3, 2, 5, 4, 4, 4, 4, 4, 2, 4, 4, 4, 2, 3, and 4.

S-Git

TAB 0 0 2 3 2 2 2 4 0 4 2 2 4 1 4

This system shows the third three measures of a section for S-Git. The top staff contains a melody with a key signature of one sharp (F#) and a common time signature. The bottom staff contains the corresponding guitar tablature with fret numbers 0, 0, 2, 3, 2, 2, 2, 4, 0, 4, 2, 2, 4, 1, and 4.

E-Git

TAB 0 0 0 3 2 3 2 2 2

This system shows the first three measures of a section for E-Git. The top staff contains a melody with a key signature of one sharp (F#) and a common time signature. The bottom staff contains the corresponding guitar tablature with fret numbers 0, 0, 0, 3, 2, 3, 2, 2, and 2.

22

TAB 2 0 10 7 4 6 9 9 9

This system shows the first three measures of a section starting at measure 22. The top staff contains a melody with a key signature of one sharp (F#) and a common time signature. The bottom staff contains the corresponding guitar tablature with fret numbers 2, 0, 10, 7, 4, 6, 9, 9, and 9.

TAB 2 2 2 2 3 3 3 3 2 2 3 2 2 2 5 5 4 4 4 4

This system shows the second three measures of a section starting at measure 22. The top staff contains a melody with a key signature of one sharp (F#) and a common time signature. The bottom staff contains the corresponding guitar tablature with fret numbers 2, 2, 2, 2, 3, 3, 3, 3, 2, 2, 3, 2, 2, 2, 5, 5, 4, 4, 4, and 4.

TAB 4 2 2 2 2 4 4 3 4 2 2 4 1 2

This system shows the third three measures of a section starting at measure 22. The top staff contains a melody with a key signature of one sharp (F#) and a common time signature. The bottom staff contains the corresponding guitar tablature with fret numbers 4, 2, 2, 2, 2, 4, 4, 3, 4, 2, 2, 4, 1, and 2.

TAB 2 3 3 4 6 6 7

This system shows the final three measures of a section starting at measure 22. The top staff contains a melody with a key signature of one sharp (F#) and a common time signature. The bottom staff contains the corresponding guitar tablature with fret numbers 2, 3, 3, 4, 6, 6, and 7.

27

S-Gt

TAB 7 7 7 3 0 3

S-Gt

TAB 3 3 3 3 3 3 3 3 3 0 0 0 0

S-Gt

TAB 3 2 5 2 3 3 5 5 2 0 3 2 3 3

E-Gt

TAB 0 0 0 0 2 0

30

TAB 2 6 0 2 2 3

TAB 2 4 4 2 4 4 2 2 3 3 3 3 2 4 4 4 4

TAB 2 4 1 2 2 4 1 2 4 4 2 4 0 4

TAB 4 3 2 4 4 0

S-Gt
33
T A B (3) 2 2 2 0 3 2 2 0

S-Gt
T A B 2 4 4 2 3 4 0 2 2 2 2 2 2 4 4 4 4

S-Gt
T A B 4 6 4 6 2 5 2 5 2 5 0 0 2 3 2

E-Gt
T A B (0) 4 4 4 2 0 4 4 2

36
T A B 3 3 3 2 2 2 2

T A B 2 3 4 3 4 4 2 5 4 4 2 3 3 2 2 4 4 4 4

T A B 2 2 4 0 4 2 2 4 1 4 4

T A B 0 0 0 4 4 4 4

39

S-Gt

T
A
B

S-Gt

T
A
B

S-Gt

T
A
B

E-Gt

T
A
B

42

T
A
B

T
A
B

T
A
B

T
A
B

T
A
B

T
A
B

T
A
B

T
A
B

mf

45

S-Gtr

TAB

S-Gtr

TAB

S-Gtr

TAB

E-Gtr

TAB

48

TAB

TAB

TAB

TAB

TAB

51

S-GT

TAB

S-GT

TAB

S-GT

TAB

E-GT

TAB

54

B7

F#m7

F7

S-GT

TAB

S-GT

TAB

S-GT

TAB

E-GT

TAB

EmAm6 Gaug Em Am C6 Em C6 Em C6

60

TAB: 12-11-8-11-11-12-15-12 | 10-8-12-0-10-7 | 10-7-1210

TAB: 0-4-1-4-4-0-3-0 | 3-1-0-2-2-4 | 2-4-4.2

TAB: 2-0-3-0 | 0-1-2 | 2

TAB: 0-2-0-2-0-2-0-2-0-2 | 2-0-3-2 | 4-4-2-2-4-4-2-2-2-2

Em B B7 C C7 C6 Esus4 E Em

63

TAB: 11-11-0-0-2-0-2

TAB: 4-4-2-2-4-2-4

TAB: 0-2-0-0

TAB: 4-4-4-4-4-4-2-2-0-0-3-3-2-2-2-2-2-2-1-1-0-0-0-0

C7

B7sus4

B7

Em

S-Gt

66

mf *f*

T
A
B

0 0 4 4 5 0

S-Gt

T
A
B

2 2 1 2

S-Gt

T
A
B

0 2 2 0

E-Gt

T
A
B

0 5 4 4 5 0 0 0 0 0 0 0 0 0 0 0 0 0

3 2 4 4 2 0 0 0 0 0 0 0 0 0 0 0 0 0